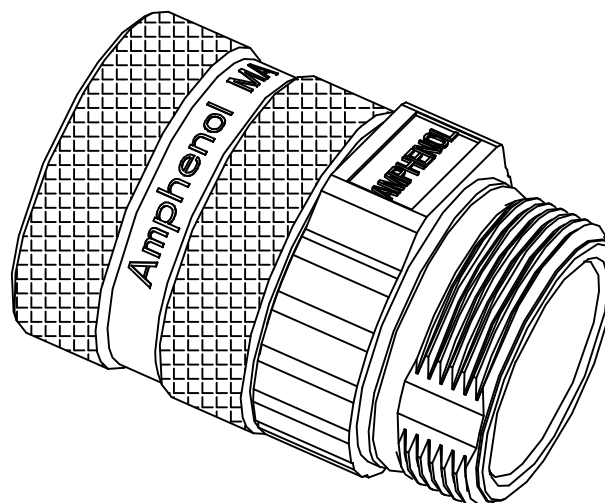
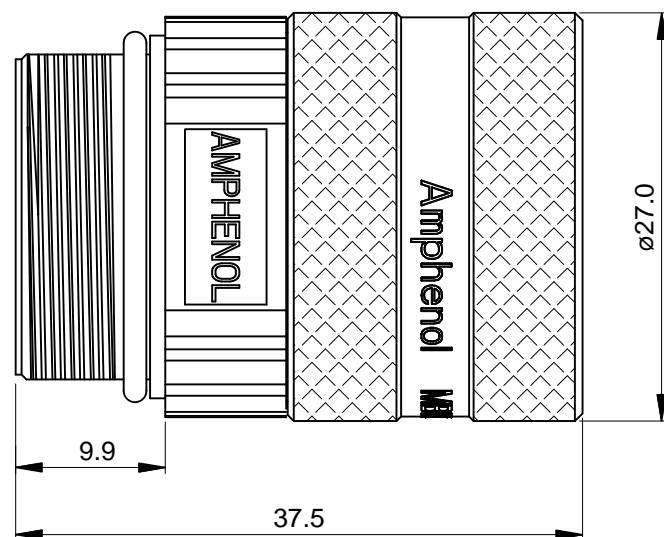
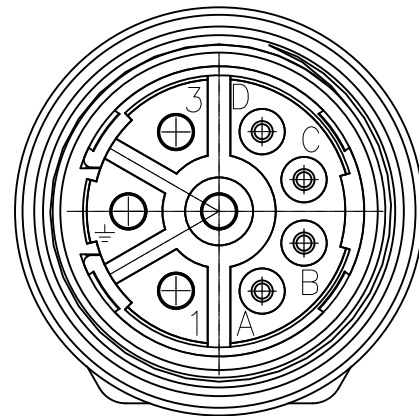
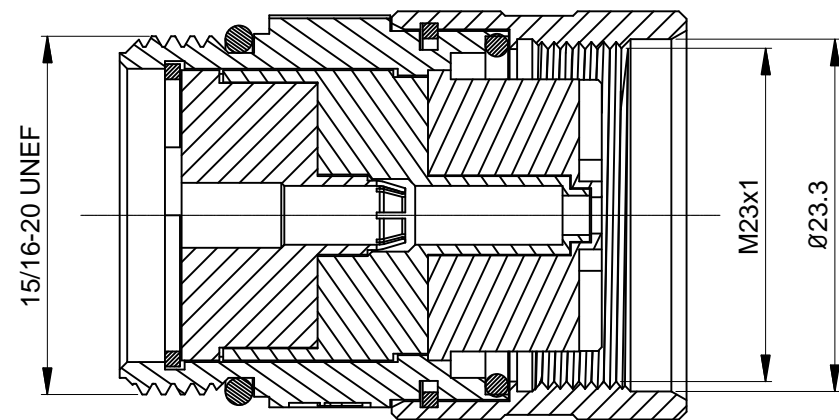


REVISIONS					
REV	ECO	DESCRIPTION	DATE	BY	APPR
B1	-	RELEASE NEW DWG FORMAT	05/10/14	DRACK	



NOTES: UNLESS OTHERWISE SPECIFIED

- MATERIAL:  
 INSULATION INSERT: PA66, UL94 V0  
 SEAL: VITON  
 HOUSING BODY: ZINC DIE CAST, NICKEL PLATED  
 COUPLING NUT: COPPER ALLOY, NICKEL PLATED
- SPECIFICATIONS:
  - CURRENT RATING: SIGNAL: 10 AMPS  
POWER: 30AMPS
  - VOLTAGE RATING: SIGNAL: 250V AC/DC  
POWER: 630V AC/DC
  - OPERATING TEMPERATURE: -20°C TO +130°C
  - DIELECTRIC WITHSTANDING VOLTAGE: LESS THAN 2 MILLIAMPS CURRENT LEAKAGE @ SIGNAL: 2500VOLTS AC.  
POWER: 6000 VOLTS AC.
  - DEGREE OF PROTECTION: IP67 ( MATED CONDITION )
  - DEGREE OF POLLUTION: 3 PER UL840
  - OVERVOLTAGE CATEGORY: III PER UL840
  - MATING CYCLE DURABILITY: >50 CYCLES
  - RoHS COMPLIANT
- ALL DIMENSIONS ARE FOR REFERENCE USE ONLY.

QUANTITY	SEE PART NUMBER CHART PART NUMBER	DESCRIPTION	ITEM
<b>MATERIALS LIST</b>			
UNLESS OTHERWISE SPECIFIED 1) All dimensions are in metric (mm). 2) Tolerances are as follows: 1 PL DEC ±0.30 2 PL DEC ±0.15 3 PL DEC ±0.08 Fractions ±1/64 Angles ±1° 3) Note reference =		SIGNATURES DRAWN: Drack CHECKED: ENGINEER: APPROVAL: DATE: 05/10/14	<h1>Amphenol</h1> <p>Sine Systems - www.amphenol-sine.com            44724 Morley Drive            Clinton Township, MI 48036</p>
MATERIAL SPECIFICATIONS:  PROCESS SPECIFICATIONS:  NEXT ASSY:		CUSTOMER:  THIS DRAWING IS SUPPLIED FOR INFORMATION ONLY. DESIGN FEATURES, SPECIFICATIONS AND PERFORMANCE DATA SHOWN HEREON ARE THE PROPERTY OF THE AMPHENOL CORPORATION. NO RIGHTS OF REPRODUCTION ARE IMPLIED. ALL DIMENSIONS ARE SUBJECT TO NORMAL MANUFACTURING VARIATIONS.	
		SIZE: <b>B</b> TYPE: <b>C-</b> SCALE: NONE	DWG NO: <b>MB1CKN0800</b> REVISION: <b>B1</b> SHEET 1 OF 1

TITLE: M23B,PLUG,STR,8POS(4+4)    DWG NO: MB1CKN0800    REV: B1    SH: 1    OF: 1