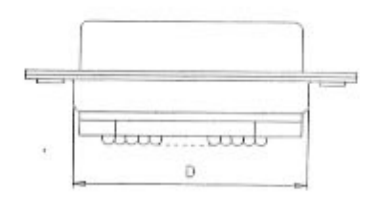
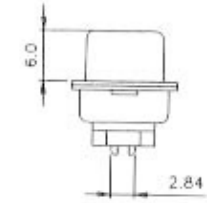
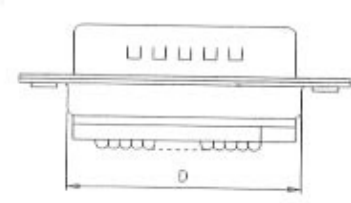
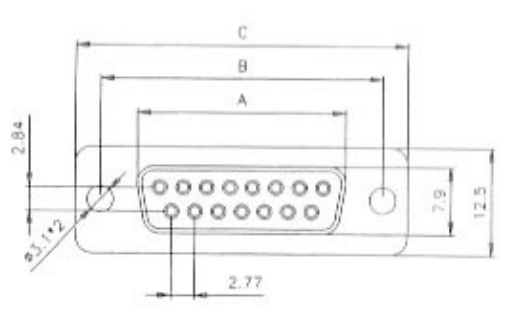
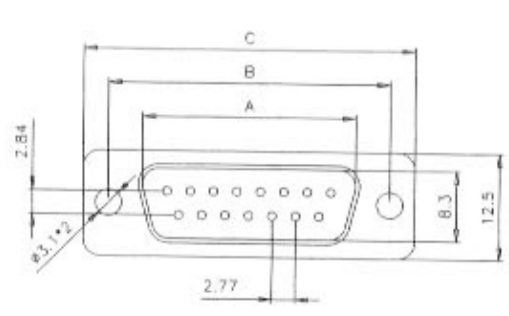


1 2 3 4 5 6 7

A  
B  
C  
D  
E  
F  
G  
H  
I  
K

A  
B  
C  
D  
E  
F  
G  
H  
I  
K



MALE

FEMALE

Insulator: PBT Glass filled, UL94V-0  
 Contact: Brass  
 Shell: Steel  
 Rating current: 3A  
 Contact resistance: <15 mOhm  
 Insulation resistance: >3000Mohm at 500V  
 Dielectric strength: 1000V at 1 minute  
 Operating temperature: -55°C to +105°C

POSITION	A	B	C	D
9F	16.30	25.00	30.8	19.2
15F	24.60	33.30	39.2	27.7
25F	38.30	47.10	53.1	41.1
37F	54.80	63.50	69.4	57.3

POSITION	A	B	C	D
9M	16.92	25.00	30.8	19.2
15M	25.25	33.30	39.2	27.7
25M	38.96	47.10	53.1	41.1
37M	55.42	63.50	69.4	57.3

Änderung	Datum	Name	Datum	Name	Benennung	
			Bearb.	29.03.03	Hellwig	
			Gepr.	25.03.03		
			Norm.			
					Zeichnungsnummer	Blatt
					ASS 0384 CO	1/1
					Ersatz für	Blatt

1 2 3 4 5 6 7