
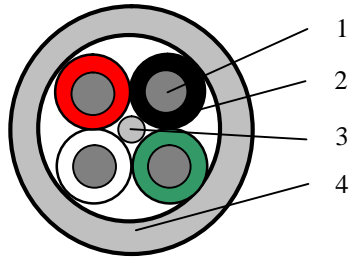


| | | | |
|---|---|---------|-------------------|
|  | TECHNICAL DATA SHEET | code | 70047 |
| | | version | 3 |
| | | date | 2010-02-11 |
| | FRNC Speaker Cable 4x2.5mm² | page | 1/2 |


APPLICATION

Speaker cable for use in indoor or outdoor applications

CONSTRUCTION



| | |
|--------------------------|---|
| 1. Conductor | Stranded 50 x 0.25 mm |
| Material | Bare oxygen free copper (2.5 mm ²) |
| 2. Insulation | FRNC |
| Material | FRNC |
| Diameter over insulation | 2.70 ± 0.07 mm |
| Colour of insulation | Black, red, white and green |
| 3. Cablecore | 4 wires twisted and with a centre filler |
| 4. Sheath | FRNC |
| Material | FRNC |
| Diameter over sheath | 8.50 ± 0.20 mm |
| Colour of sheath | Grey (like RAL 7000) or Black (UV resistant) |

| | | | |
|---|---|---------|-------------------|
|  | TECHNICAL DATA SHEET | code | 70047 |
| | | version | 3 |
| | | date | 2010-02-11 |
| | FRNC Speaker Cable 4x2.5mm² | page | 2/2 |

REQUIREMENTS AND TEST METHODS

Electrical:

| | |
|----------------------------------|----------------|
| Resistance conductor @ 20°C | < 8 Ω/km |
| Maximum operating voltage | 300 V RMS |
| Test voltage conductor-conductor | 1kV= for 1min. |
| Insulation resistance at 20C | > 200 Mohm*km |

Mechanical and physical:

| | |
|---|---------------------------|
| Flame test | IEC 60332-1 |
| FRNC material | |
| Corrosivity | IEC 60754-1 & IEC 60754-2 |
| LOI | >34% |
| Max. pulling tension | 700N |
| Temperature range operating (moving installation) | -5 to +60 °C |
| Temperature range operating (fixed installation) | -30 to +70 °C |



Belden CDT believes this product to be in compliance with the environmental regulations EU RoHS (Directive 2002/95/EC, 27 January 2003); this is valid for all material produced after the RoHS compliant date for this product.