



Serie 581

## Miniatur Rundsteckverbinder Serie 581 Miniature circular connectors series 581

## Kurzinformation Brief information

### Kabelsteckverbinder


- Steckverbinder mit Schraubverriegelung nach IEC 130-9
- Schutzart IP 40 <sup>1)</sup>
- Gute EMV Eigenschaften
- Ausführungen mit Kabeltülle (guter Knickschutz)
- Innenliegende Zugentlastung
- Versionen mit Klemmkorb und Lötöse oder mit Kabelklemme
- Winkelausführungen siehe Serie 682

### Cable Connector


- Connector with screw locking according to IEC 130-9
- Degree of protection IP 40 <sup>1)</sup>
- Good EMI characteristics
- Construction with cable bushing (good antikink)
- Internal strain relief
- Versions with pinch ring and solder eye ring or with cable clamp
- Angled versions see series 682

Aufbau des Steckverbinders:  
Construction of the connector:

Ausführung mit Kabelklemme  
Construction with cable clamp



Ausführung mit Lötöse  
Construction with solder eye




### Flanschsteckverbinder

- 1 Standard: mit Lötanschluss, wird von vorn eingesetzt und von hinten verschraubt.
- 2 Mit Lötanschluss, von vorn verschraubbar, besonders geeignet für vorkonfektionierte Kabelbäume, die nach dem Löten eingebaut werden.
- 3 Mit Tauchlötanschluss, für den Anschluss auf die Leiterplatte (Abbildung vor dem Einbau in das Gehäuse).
- 4 Mit Tauchlötanschluss nach der Gehäusemontage.

### Chassis sockets

- 1 Standard, with solder termination, mounted from front side and fastened from back side.
- 2 With solder termination, mounted from back side and fastened from front side, especially suited for preassembled cable trees which are mounted after soldering.
- 3 Dip solder termination for connection to PCB (figure: before built in into housing).
- 4 Dip solder termination after installation into housing.


1




2



3



4




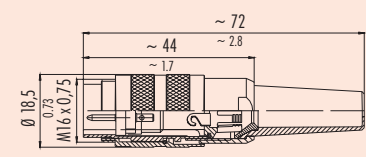

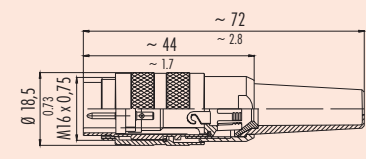

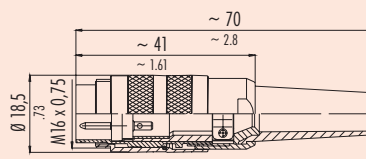

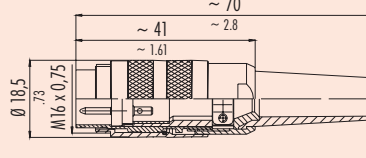
<sup>1)</sup> Erläuterung der Schutzarten siehe Seite TI-3 – TI-4. / <sup>1)</sup> Explanation of protection standards see page TI-3 – TI-4.

<b>Miniatur Rundsteckverbinder Serie 581</b> <b>Miniature circular connectors series 581</b>		<b>Technische Daten <sup>1)</sup></b> <b>Specifications <sup>1)</sup></b>													
Allgemeine Kennwerte		General Characteristics													
Polzahl	Number of contacts	2	3 DIN	4	5	5 DIN	6 DIN	7	7 DIN	8 DIN	12	14	16	19	24
Verriegelung	Locking system	schrauben / screw													
Anschlussart	Termination	löten, tauchlöten / solder, dip solder													
Anschlussquerschnitt in mm <sup>2</sup>	Wire gauge in mm <sup>2</sup>	max. 0,75										max. 0,25		0,14	
Anschlussquerschnitt in AWG	Wire gauge in AWG	max. 20										max. 24		26	
Kabeldurchlass	Cable outlet	4 - 6 mm (.16 - .24) / 6 - 8 mm (.24 - .32)													
Schutzart Gehäuse	Shell protection	IP 40													
Mechanische Lebensdauer	Mechanical operation	> 500 Steckzyklen / > 500 mating cycles													
Obere Grenztemperatur	Upper temperature	+ 85 °C (+ 185 °F)													
Untere Grenztemperatur	Lower temperature	- 40 °C (- 40 °F)													
Gewicht Kabelsteckverbinder	Weight cable connector	~ 25 g													
Gewicht Flanschsteckverbinder	Weight socket	~ 12 g													
Elektrische Kennwerte		Electrical Characteristics													
Bemessungsspannung	Rated voltage	250 V			60 V	125 V			60 V						
Bemessungsstoßspannung	Rated impulse voltage	1500 V			500 V	800 V			500 V						
Verschmutzungsgrad	Pollution degree	1													
Überspannungskategorie	Overvoltage categorie	I													
Isolierstoffgruppe	Material group	III													
Prüfstoßspannung	Test voltage	1750 V			550 V	910 V			550 V						
Bemessungsstrom (40 °C)	Rated current (40 °C)	7 A	6 A			5 A			3 A			1 A			
Durchgangswiderstand	Contact resistance	≤ 5 mΩ										≤ 3 mΩ			
Isolationswiderstand	Insulation resistance	≥ 10 <sup>10</sup> Ω													
Werkstoffe		Materials													
Kontaktstift	Pin contact	CuZn (Messing/brass)													
Kontaktbuchse	Socket contact	CuSn (Bronze/bronze)													
Kontaktoberfläche	Contact plating	Ag (Silber/silver) / Au (Gold/gold)										Au (Gold/gold)			
Steckerkörper	Male insert	PBT (UL 94 V-0)													
Buchsenkörper	Female Insert	PBT (UL 94 V-0)													
Gehäuse Kabelstecker	Housing cable connector	CuZn (Messing/brass)													
Gewinding	Ring nut	Messing, vernickelt/brass, nickel plated													
Flanschgehäuse	Socket	Zink-Druckguss, vernickelt/zinc diecasting, nickel plated													

<sup>1)</sup> Normen und Prüfbedingungen für diese Angaben siehe Seite TI-16 / Standards and test parameters for this data see page TI-16.

## Miniatur Rundsteckverbinder Serie 581 Miniature circular connectors series 581


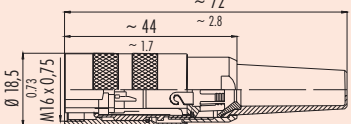

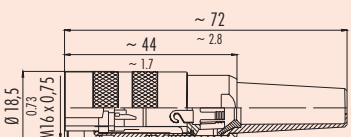

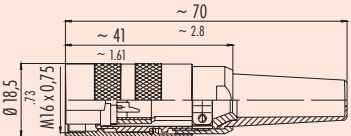

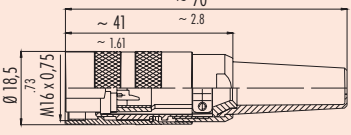
## Kabelstecker Male cable connectors

Bezeichnung – Abbildung Description – Figure	Maßzeichnung Drawing	Polzahl Contacts	Bestell-Nr./Ordering-No.	
			versilberte Kontakte silver plated contacts	vergoldete Kontakte gold plated contacts
Kabelstecker mit Lötöse Kabeldurchlass 4 - 6 mm <i>Male cable connector with solder eye cable outlet 4 - 6 mm (.16 - .24 in.)</i> 		2	99-2001-00-02	99-2001-09-02
		3 DIN	99-2005-00-03	99-2005-09-03
		4	99-2009-00-04	99-2009-09-04
		5	99-2013-00-05	99-2013-09-05
		5 (Stereo)	99-2017-00-05	99-2017-09-05
		6 DIN	99-2021-00-06	99-2021-09-06
		7	99-2025-00-07	99-2025-09-07
		7 DIN	99-2581-00-07	—
		8 DIN	99-2061-00-08	99-2061-09-08
		12	—	99-2029-00-12
		14	—	99-2033-00-14
		16	—	99-2037-00-16
		19	—	99-2041-00-19
24	—	—		
Kabelstecker mit Lötöse Kabeldurchlass 6 - 8 mm <i>Male cable connector with solder eye cable outlet 6 - 8 mm (.24 - .32 in.)</i> 		2	99-2001-02-02	99-2001-92-02
		3 DIN	99-2005-02-03	99-2005-92-03
		4	99-2009-02-04	99-2009-92-04
		5	99-2013-02-05	99-2013-92-05
		5 (Stereo)	99-2017-02-05	99-2017-92-05
		6 DIN	99-2021-02-06	99-2021-92-06
		7	99-2025-02-07	99-2025-92-07
		7 DIN	—	—
		8 DIN	99-2061-02-08	99-2061-92-08
		12	—	99-2029-02-12
		14	—	99-2033-02-14
		16	—	99-2037-02-16
		19	—	99-2041-02-19
24	—	99-2045-02-24		
Kabelstecker mit Kabelklemme Kabeldurchlass 4 - 6 mm <i>Male cable connector with cable clamp cable outlet 4 - 6 mm (.16 - .24 in.)</i> 		2	99-2001-10-02	—
		3 DIN	99-2005-10-03	—
		4	99-2009-10-04	—
		5	99-2013-10-05	—
		5 (Stereo)	99-2017-10-05	—
		6 DIN	99-2021-10-06	—
		7	99-2025-10-07	—
		7 DIN	—	—
		8 DIN	99-2061-10-08	—
		12	—	99-2029-10-12
		14	—	99-2033-10-14
		16	—	99-2037-10-16
		19	—	99-2041-10-19
24	—	—		
Kabelstecker mit Kabelklemme Kabeldurchlass 6 - 8 mm <i>Male cable connector with cable clamp cable outlet</i> 		2	99-2001-20-02	—
		3 DIN	99-2005-20-03	—
		4	99-2009-20-04	—
		5	99-2013-20-05	—
		5 (Stereo)	99-2017-20-05	—
		6 DIN	99-2021-20-06	—
		7	99-2025-20-07	—
		7 DIN	—	—
		8 DIN	99-2061-20-08	—
		12	—	99-2029-20-12
		14	—	99-2033-20-14
		16	—	99-2037-20-16
		19	—	99-2041-20-19
24	—	99-2045-20-24		



## Miniatur Rundsteckverbinder Serie 581 Miniature circular connectors series 581

## Kabel Dosen Female cable connectors

Bezeichnung — Abbildung Description — Figure	Maßzeichnung Drawing	Polzahl Contacts	Bestell-Nr./Ordering-No.	
			versilberte Kontakte silver plated contacts	vergoldete Kontakte gold plated contacts
Kabeldose mit Lötöse Kabeldurchlass 4 - 6 mm <i>Female cable connector with solder eye            cable outlet 4 - 6 mm (.16 - .24 in.)</i> 		2	99-2002-00-02	99-2002-09-02
		3 DIN	99-2006-00-03	99-2006-09-03
		4	99-2010-00-04	99-2010-09-04
		5	99-2014-00-05	99-2014-09-05
		5 (Stereo)	99-2018-00-05	99-2018-09-05
		6 DIN	99-2022-00-06	99-2022-09-06
		7	99-2026-00-07	99-2026-09-07
		7 DIN	99-2582-00-07	—
		8 DIN	99-2062-00-08	99-2062-09-08
		12	—	99-2030-00-12
		14	—	99-2034-00-14
		16	—	99-2038-00-16
		19	—	99-2042-00-19
		24	—	—
Kabeldose mit Lötöse Kabeldurchlass 6 - 8 mm <i>Female cable connector with solder eye            cable outlet 6 - 8 mm (.24 - .32 in.)</i> 		2	99-2002-02-02	99-2002-92-02
		3 DIN	99-2006-02-03	99-2006-92-03
		4	99-2010-02-04	99-2010-92-04
		5	99-2014-02-05	99-2014-92-05
		5 (Stereo)	99-2018-02-05	99-2018-92-05
		6 DIN	99-2022-02-06	99-2022-92-06
		7	99-2026-02-07	99-2026-92-07
		7 DIN	—	—
		8 DIN	99-2062-02-08	99-2062-92-08
		12	—	99-2030-02-12
		14	—	99-2034-02-14
		16	—	99-2038-02-16
		19	—	99-2042-02-19
		24	—	99-2046-02-24
Kabeldose mit Kabelklemme Kabeldurchlass 4 - 6 mm <i>Female cable connector with cable clamp            cable outlet 4 - 6 mm (.16 - .24 in.)</i> 		2	99-2002-10-02	—
		3 DIN	99-2006-10-03	—
		4	99-2010-10-04	—
		5	99-2014-10-05	—
		5 (Stereo)	99-2018-10-05	—
		6 DIN	99-2022-10-06	—
		7	99-2026-10-07	—
		7 DIN	—	—
		8 DIN	99-2062-10-08	—
		12	—	99-2030-10-12
		14	—	99-2034-10-14
		16	—	99-2038-10-16
		19	—	99-2042-10-19
		24	—	—
Kabeldose mit Kabelklemme Kabeldurchlass 6 - 8 mm <i>Female cable connector with cable clamp            cable outlet 6 - 8 mm (.24 - .32 in.)</i> 		2	99-2002-20-02	—
		3 DIN	99-2006-20-03	—
		4	99-2010-20-04	—
		5	99-2014-20-05	—
		5 (Stereo)	99-2018-20-05	—
		6 DIN	99-2022-20-06	—
		7	99-2026-20-07	—
		7 DIN	—	—
		8 DIN	99-2062-20-08	—
		12	—	99-2030-20-12
		14	—	99-2034-20-14
		16	—	99-2038-20-16
		19	—	99-2042-20-19
		24	—	99-2046-20-24

Ü  
TI

702  
709  
710  
711

440  
581  
678  
680  
682  
720  
723  
623  
690  
691  
692


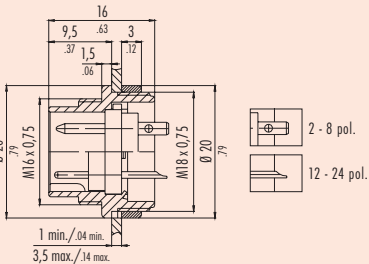

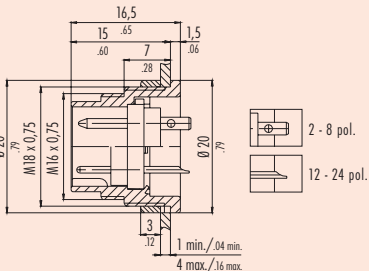

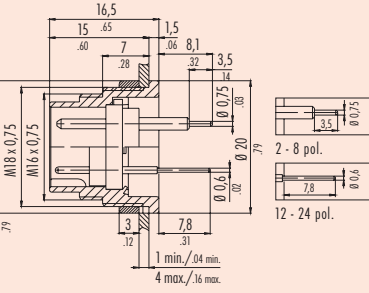

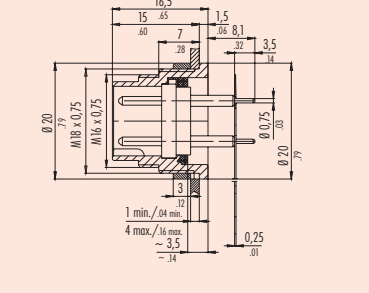
693  
694  
713  
718  
763  
765  
768  
714  
715  
766

815  
820  
772  
775  
M-A  
M-B  
M-C

R

## Miniatur Rundsteckverbinder Serie 581 Miniature circular connectors series 581

## Flanschstecker Male sockets

Bezeichnung – Abbildung Description – Figure	Maßzeichnung Drawing	Polzahl Contacts	Bestell-Nr./Ordering-No.	
			versilberte Kontakte silver plated contacts	vergoldete Kontakte gold plated contacts
Flanschstecker, löten <i>Male socket, solder</i> 		2	09-0303-00-02	09-0303-09-02
		3 DIN	09-0307-00-03	09-0307-09-03
		4	09-0311-00-04	09-0311-09-04
		5	09-0315-00-05	09-0315-09-05
		5 (Stereo)	09-0319-00-05	09-0319-09-05
		6 DIN	09-0323-00-06	09-0323-09-06
		7	09-0327-00-07	09-0327-09-07
		7 DIN	09-1583-00-07	–
		8 DIN	09-0473-00-08	09-0473-09-08
		12	–	09-0331-00-12
		14	–	09-0053-00-14
		16	–	09-0339-00-16
19	–	09-0335-00-19		
24	–	09-0197-00-24		
Flanschstecker, löten, von vorn verschraubbar <i>Male socket, solder, front fastened</i> 		2	09-0303-80-02	09-0303-89-02
		3 DIN	09-0307-80-03	09-0307-89-03
		4	09-0311-80-04	09-0311-89-04
		5	09-0315-80-05	09-0315-89-05
		5 (Stereo)	09-0319-80-05	09-0319-89-05
		6 DIN	09-0323-80-06	09-0323-89-06
		7	09-0327-80-07	09-0327-89-07
		7 DIN	–	–
		8 DIN	09-0473-80-08	09-0473-89-08
		12	–	09-0331-80-12
		14	–	09-0053-80-14
		16	–	09-0339-80-16
19	–	09-0335-80-19		
24	–	09-0197-80-24		
Flanschstecker, tauchlöten, von vorn verschraubbar <i>Male socket, dip solder, front fastened</i> 		2	09-0303-90-02	09-0303-99-02
		3 DIN	09-0307-90-03	09-0307-99-03
		4	09-0311-90-04	09-0311-99-04
		5	09-0315-90-05	09-0315-99-05
		5 (Stereo)	09-0319-90-05	09-0319-99-05
		6 DIN	09-0323-90-06	09-0323-99-06
		7	09-0327-90-07	09-0327-99-07
		7 DIN	–	–
		8 DIN	09-0473-90-08	09-0473-99-08
		12	–	09-0331-90-12
		14	–	09-0053-90-14
		16	–	09-0339-90-16
19	–	09-0335-90-19		
24	–	09-0197-90-24		
Flanschstecker mit Flexplatte, von vorn verschraubbar <i>Male socket with flexible PCB, front fastened</i> 		7	09-0327-65-07	
		8	09-0473-65-08	
		12		09-0331-65-12
		12		09-0331-66-12


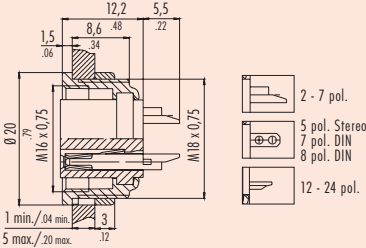

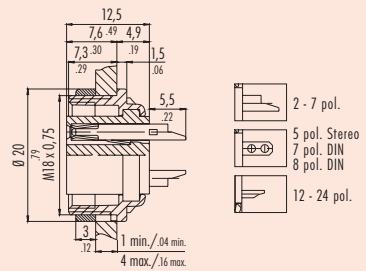

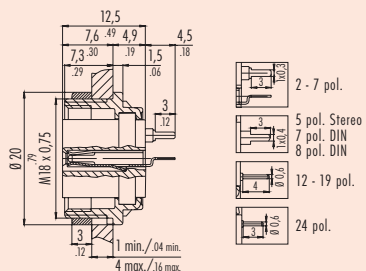

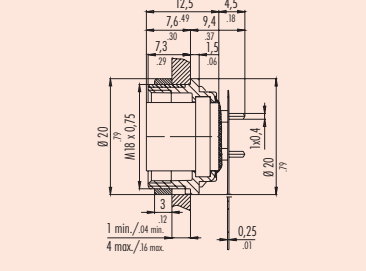
Weitere Maße siehe Seite 581-11  
Additional dimensions see page 581-11

<sup>1)</sup> Flanschstecker von Serie 680 / Sockets from series 680.

Ü  
TI  
  
702  
709  
710  
711  
712  
719  
423  
440  
581  
678  
680  
682  
720  
723  
623  
690  
691  
692  
693  
694  
713  
718  
763  
765  
768  
714  
715  
766  
815  
820  
772  
775  
M-A  
M-B  
M-C

## Miniatur Rundsteckverbinder Serie 581 Miniature circular connectors series 581

## Flanschdosen Female sockets

Bezeichnung — Abbildung Description — Figure	Maßzeichnung Drawing	Polzahl Contacts	Bestell-Nr./Ordering-No.	
			versilberte Kontakte silver plated contacts	vergoldete Kontakte gold plated contacts
Flanschdose, löten <i>Female socket, solder</i> 		2	09-0304-00-02	09-0304-09-02
		3 DIN	09-0308-00-03	09-0308-09-03
		4	09-0312-00-04	09-0312-09-04
		5	09-0316-00-05	09-0316-09-05
		5 (Stereo)	09-0320-00-05	09-0320-09-05
		6 DIN	09-0324-00-06	09-0324-09-06
		7	09-0328-00-07	09-0328-09-07
		7 DIN	09-1584-00-07	—
		8 DIN	09-0474-00-08	09-0474-09-08
		12	—	09-0332-00-12
		14	—	09-0054-00-14
		16	—	09-0340-00-16
		19	—	09-0336-00-19
		24	—	09-0198-00-24
Flanschdose, löten, von vorn verschraubbar <i>Female socket, solder, front fastened</i> 		2	09-0304-80-02	09-0304-89-02
		3 DIN	09-0308-80-03	09-0308-89-03
		4	09-0312-80-04	09-0312-89-04
		5	09-0316-80-05	09-0316-89-05
		5 (Stereo)	09-0320-80-05	09-0320-89-05
		6 DIN	09-0324-80-06	09-0324-89-06
		7	09-0328-80-07	09-0328-89-07
		7 DIN	—	—
		8 DIN	09-0474-80-08	09-0474-89-08
		12	—	09-0332-80-12
		14	—	09-0054-80-14
		16	—	09-0340-80-16
		19	—	09-0336-80-19
		24	—	09-0198-80-24
Flanschdose, tauchlöten, von vorn verschraubbar <i>Female socket, dip solder, front fastened</i> 		2	09-0304-90-02	09-0304-99-02
		3 DIN	09-0308-90-03	09-0308-99-03
		4	09-0312-90-04	09-0312-99-04
		5	09-0316-90-05	09-0316-99-05
		5 (Stereo)	09-0320-90-05	09-0320-99-05
		6 DIN	09-0324-90-06	09-0324-99-06
		7	09-0328-90-07	09-0328-99-07
		7 DIN	—	—
		8 DIN	09-0474-90-08	09-0474-99-08
		12	—	09-0332-90-12
		14	—	09-0054-90-14
		16	—	09-0340-90-16
		19	—	09-0336-90-19
		24	—	09-0198-90-24
Flanschdose mit Flexplatte, von vorn verschraubbar <i>Female socket with flexible PCB, front fastened</i> 	 <p>Weitere Maße siehe Seite 581-11 Additional dimensions see page 581-11</p>	7	09-0328-65-07	
		8	09-0474-65-08	
		12		09-0332-65-12
		12		09-0332-66-12

<sup>1)</sup> Flanschstecker von Serie 680 / Sockets from series 680.

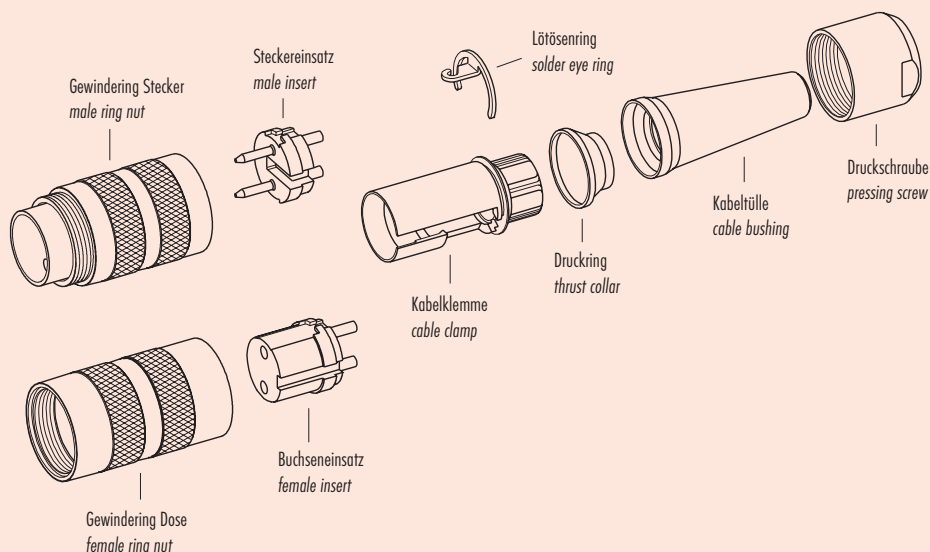




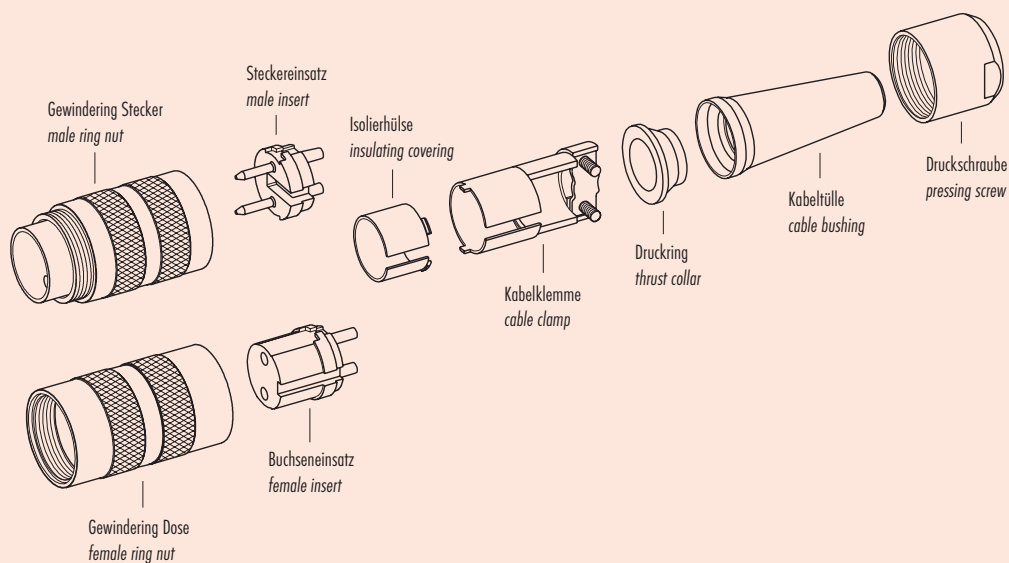
## Miniatur Rundsteckverbinder Serie 581 Miniature circular connectors series 581

## Einzelteildarstellung Component part drawings

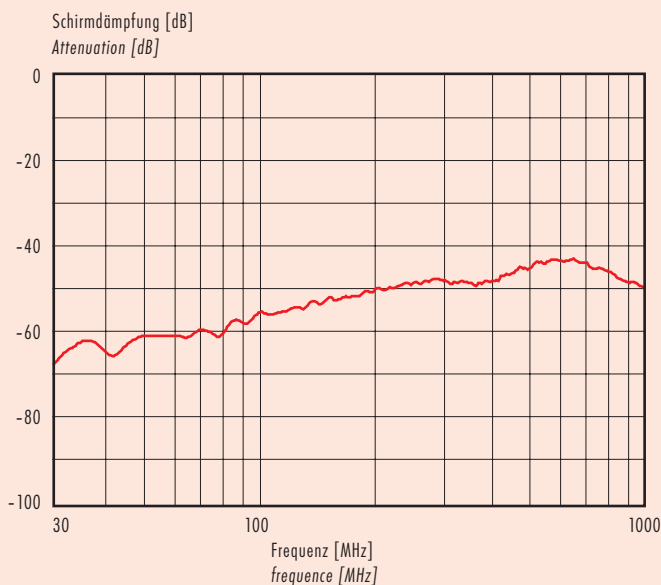
Kabelsteckverbinder mit Lötösenring  
Cable connector with solder eye ring



Kabelsteckverbinder mit Kabelklemme  
Cable connector with cable clamp



Schirmdämpfungskurve nach DIN 47250-6 für Kabelsteckverbinder mit Kabelklemme (Kabeltyp: IEEE 802.3)  
Attenuation curve according to DIN 47250-6 for cable connector with cable clamp (cable version: IEEE 802.3)



Ü  
TI

702  
709  
710  
711  
712  
719  
423  
440  
**581**

678  
680  
682  
720  
723  
623  
690  
691  
692  
693  
694  
713  
718  
763  
765  
768  
714  
715  
766  
815  
820  
772  
775  
M-A  
M-B  
M-C

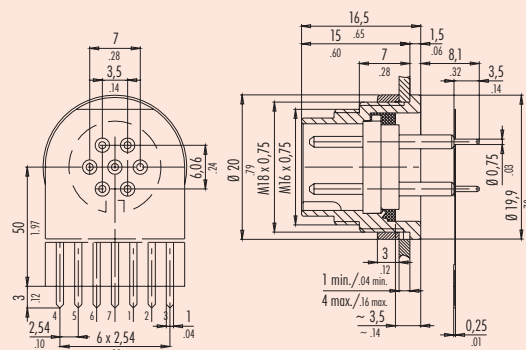
R



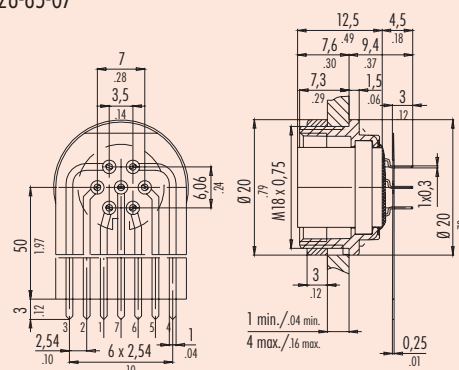
## Miniatur Rundsteckverbinder Serie 581 Miniature circular connectors series 581

## Zeichnungen Drawings

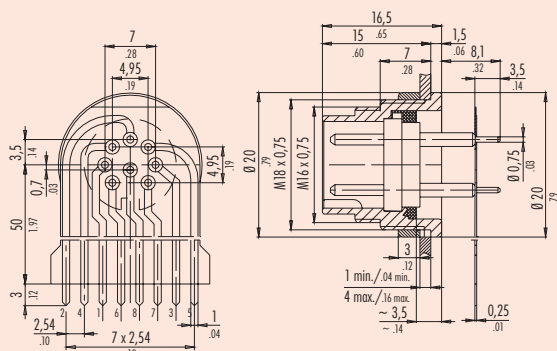
09-0327-65-07



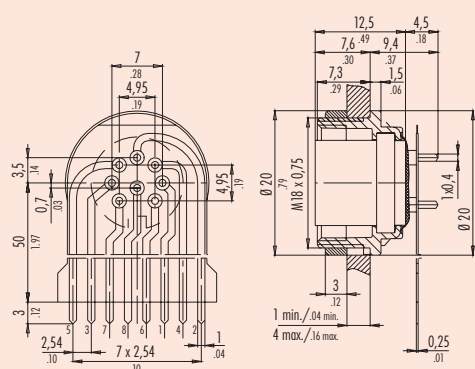
09-0328-65-07



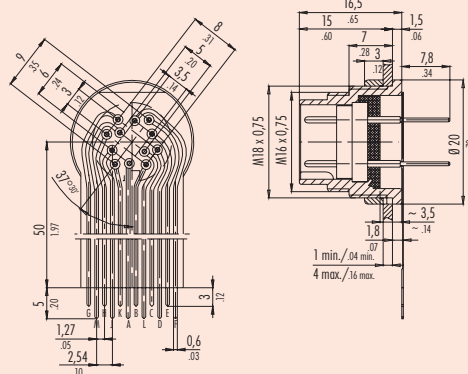
09-0473-65-08



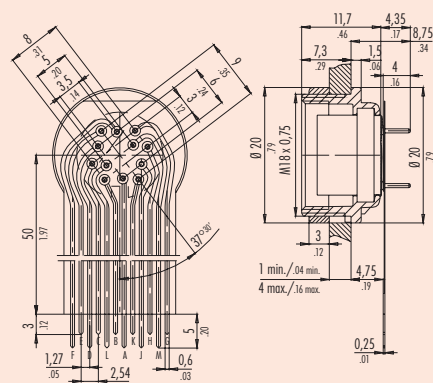
09-0474-65-08



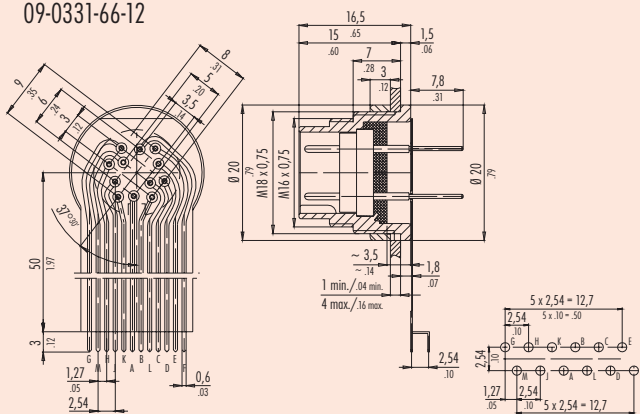
09-0331-65-12



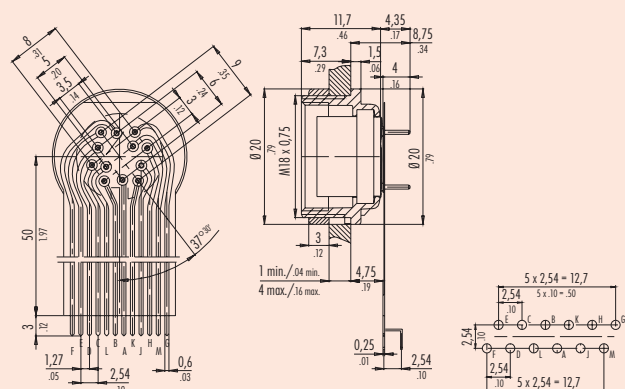
09-0332-65-12



09-0331-66-12



09-0332-66-12



Ü  
TI

702  
709  
710  
711  
712  
719  
423  
440

581

678  
680  
682  
720  
723  
623  
690

691

692

693

694

713

718

763

765

768

714

715

766

815

820

772

775

M-A

M-B

M-C

R

Ü

TI

702

709

710

711

712

719

423

440

**581**

678

680

682

720

723

623

690

691

692

693

694

713

718

763

765

768

714

715

766

815

820

772

775

M-A

M-B

M-C

R