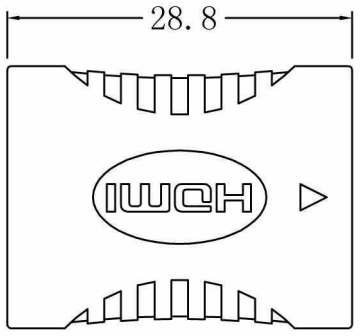
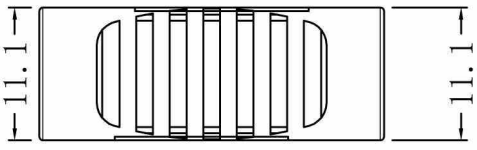
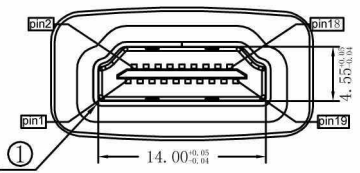


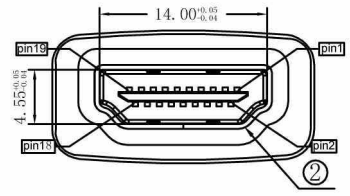
DIRECTORY	MODIFICATION	DATE	DRAW	APPROVE



CN1

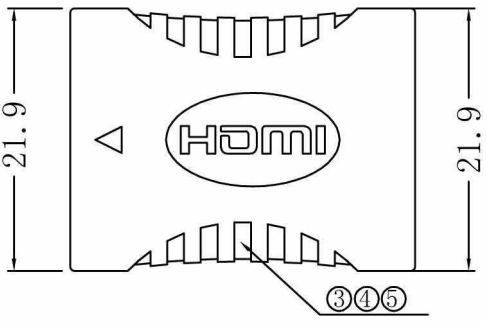


CN2



Pin Assignment

CN1	CN2
01	01
02	02
03	03
04	04
05	05
06	06
07	07
08	08
09	09
10	10
11	11
12	12
13	13
14	14
15	15
16	16
17	17
18	18
19	19
SHELL	SHELL



- NOTE:**
- 1.100% Test.(Short/open/miss wires)
 - 2.Contact Resistance:5ohm max.
 - 3.Insulation Resistacne:10ohm min.
 - 4.Hi-Pot:DC 300V/10MS.
 - 5.Connecting Way:PCB board with 1.4V

5	O-Molding	PVC BLACK	BCX-DC07	2.7G
4	I-Molding	PE TRANSPARENT	BCX-DC08	1.3G
3	Connecting	PCB T=1.6MM	BCX-2AF01	1PCS
2	CON A	HDMI 19P A(F) GOLDEN PLATED	DT01037	1PCS
1	CON B	HDMI 19P A(F) GOLDEN PLATED	DT01037	1PCS
No.	Name	Description	Material No.	Q'TY

MANUFACTURE DWG									
TOLERANCE UNLESS OTHERWISE		UNITS	mm	DRAWING		CUSTOMER PART NO.			
X.	±0.30	X°	±5°	SCALE	1:1	CHKD	DWG NO.	HDMI 19P A(F) TO A(F)	
.X	±0.20	.X°	±2°	DATE		APPD	PRODUCT NO.	AP1005	
.XX	±0.08	.XX°	±1°	VIEW		VER	AO	MODEL	
.XXX	±0.03	.XXX°	±0.5°					SHEET	1/1