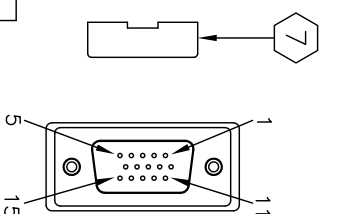

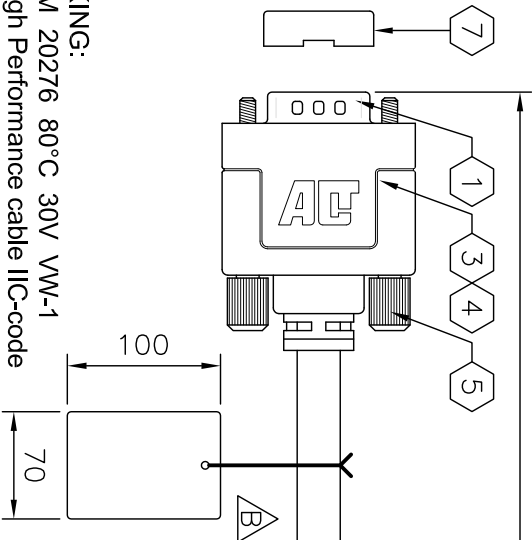
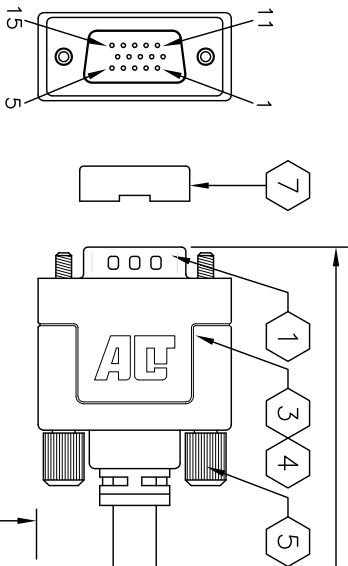




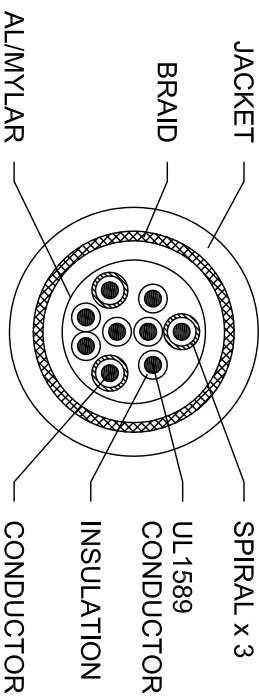
CUSTOMER'S APPROVAL: _____ DATE: _____
 FIRST ARTICLE SAMPLE REQUIRED: YES, NO.



WIRE MARKING:
AWM 20276 80°C 30V VW-1
ACT Ultra High Performance cable IIC-code
LEADFREE RoHS Compliant

PINOUT CONFIGURATION

HD15 MALE		HD15 FEMALE
1	RED CEN.	1
2	GRN CEN.	2
3	BLUE CEN.	3
6	RED GND.	6
7	GRN GND.	7
8	BLUE GND.	8
5	WHITE	5
4,10,11	ORANGE	4,10,11
9	BROWN	9
12	GREEN	12
13	BROWN	13
14	BLACK	14
15	YELLOW	15
SHELL	BRAID	SHELL



P/N	LT(mm)
AK4918	500±50
AK4919	1000±100
AK4920	1800±50
AK4923	3000±100
AK4925	5000±150
AK4927	7000±200

NOTE:
 1. EACH CABLE W/TEST REPORT CARD **ACT**
 2. WIRE MARKING WITH ACT LOGO PRINTING
 3. PE BAG WITH BARCODE LABEL
 4. SMOOTH JACKET, OD=8.0mm

ITEM	DESCRIPTION	QTY.	UNIT
1	HD15 MALE CONNECTOR	1	PCS.
2	HD15 FEMALE CONNECTOR	1	PCS.
3	PAT. NO.:US 6,287,148 B1 RF-BLOK™ SHIELDING METAL CAN	2	PCS.
4	BLACK MOLDED PVC HOOD W/ACT LOGO	2	PCS.
5	BLACK #4/40 THUMBSCREW	4	PCS.
6	UL20276 (28AWG COAX+SPIRAL)x3C+(28AWG WIRE)x6C +AL/MYLAR+85% BRAID OVERALL; BLACK PVC "SMOOTH" JACKET, OD=ø8.0mm	SEE DWG.	
7	TRANSPARENT PROTECTION CAP	2	PCS.

REVISED DETAILS


REV.	DESCRIPTION	DATE	REVISED BY
A	CHANGE WIRE MARKING	AUG.03.09	STANLEY
B	ADD TEST REPORT CARD	SEP.16.09	STANLEY
C	ADD LENGTH 0.5M AND 1M	SEP.13.10	LILIAN

Part Number: SEE TABLE
 Revision: C

RFQ number: 98072209C
 Drawing#: 98072209C
 Drawn by: STANLEY
 Scale: None
 Date: 07/22/2009

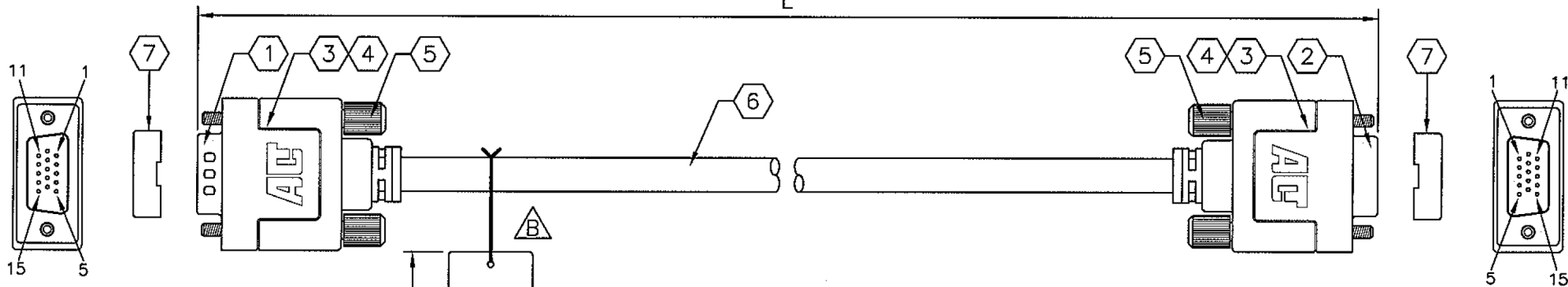
SALES: LILIAN

ALL MATERIAL ARE RoHS AND CALIFORNIA PROP.65 COMPLIANT

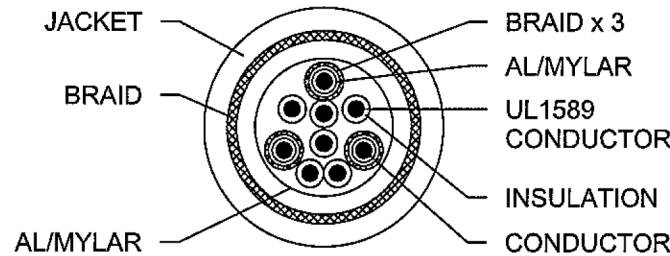
CUSTOMER'S APPROVAL: 

DATE: Oct 15th 2009

FIRST ARTICLE SAMPLE REQUIRED: YES, NO.



A WIRE MARKING:
ACT RU AWM 20276 80°C 30V VW-1
 ACT Ultra High Performance cable IIC-code
 LEADFREE RoHS Compliant



P/N	L±(mm)
AK4929	10000±250
AK4931	15000±250
AK4933	20000±250
AK4935	25000±250
AK4937	30000±250

PINOUT CONFIGURATION

HD15 MALE		HD15 FEMALE
1	RED CEN.	1
2	GRN CEN.	2
3	BLUE CEN.	3
6	RED GND.	6
7	GRN GND.	7
8	BLUE GND.	8
5	WHITE	5
4,10,11		4,10,11
9	ORANGE	9
12	GREEN	12
13	BROWN	13
14	BLACK	14
15	YELLOW	15
SHELL	BRAID	SHELL

NOTE:

1. EACH CABLE W/TEST REPORT CARD **B**
 2. WIRE MARKING WITH ACT LOGO PRINTING
 3. PE BAG WITH BARCODE LABEL
 4. SMOOTH JACKET, OD=8.0mm
- UNIT: mm

ITEM	DESCRIPTION	QTY.	UNIT
1	HD15 MALE CONNECTOR	1	PCS.
2	HD15 FEMALE CONNECTOR	1	PCS.
3	PAT. NO.:US 6,287,148 B1 RF-BLOK™ SHIELDING METAL CAN	2	PCS.
* 4	BLACK MOLDED PVC HOOD W/ACT LOGO	2	PCS.
5	BLACK #4/40 THUMBSCREW	4	PCS.
* 6	UL20276 (28AWG COAX+AL/MYLAR+65% BRAID)x3C +(28AWG WIRE)x6C+AL/MYLAR+85% BRAID OVERALL; BLACK PVC "SMOOTH" JACKET, OD=ø8.0mm	SEE	DWG.
7	TRANSPARENT PROTECTION CAP	2	PCS.

REV.	DESCRIPTION	DATE	REVISED BY
A	CHANGE WIRE MARKING	AUG.03.09	STANLEY
B	ADD TEST REPORT CARD	SEP.16.09	STANLEY

Part Number:	Revision:
SEE TABLE	B
RFQ number:	Drawing#: 98072210
Drawn by: STANLEY	Scale: None
Checked by:	Date: 07/22/2009

SALES: LILIAN

