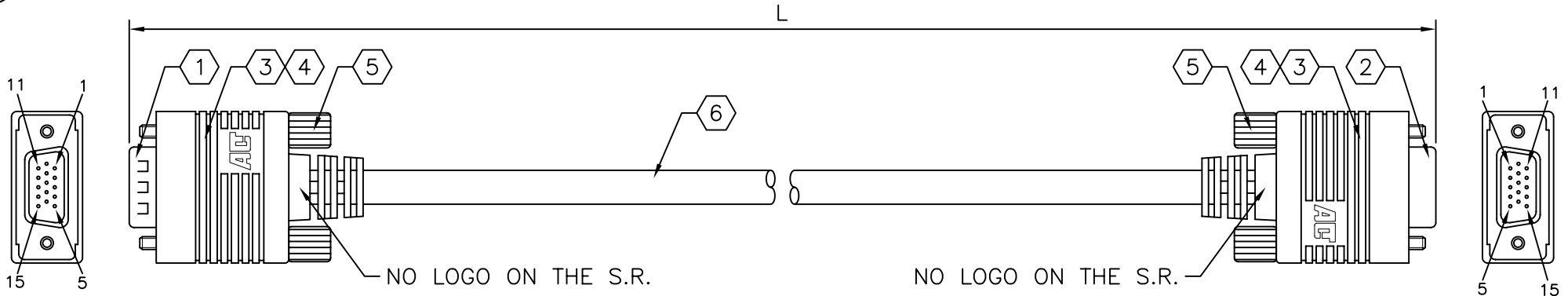


ALL MATERIAL ARE RoHS AND CALIFORNIA PROP.65 COMPLIANT

CUSTOMER'S APPROVAL: _____ DATE: _____

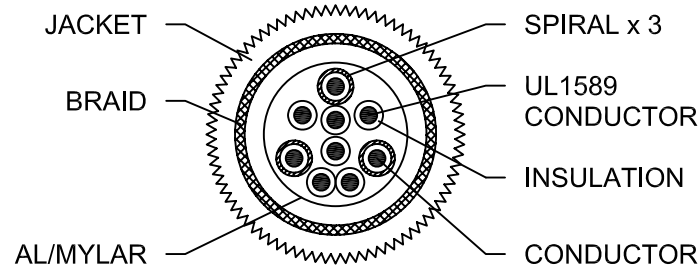
FIRST ARTICLE SAMPLE REQUIRED: YES, NO.



WIRE MARKING:
 ACT High Performance VGA Cable
 LEADFREE RoHS Compliant

PINOUT CONFIGURATION

HD15 MALE		HD15 FEMALE
1	RED CEN.	1
2	GRN CEN.	2
3	BLUE CEN.	3
6	RED GND.	6
7	GRN GND.	7
8	BLUE GND.	8
5	WHITE	5
4,10,11		4,10,11
9	ORANGE	9
12	GREEN	12
13	BROWN	13
14	BLACK	14
15	YELLOW	15
SHELL	BRAID	SHELL



P/N	L±(mm)
AK4210	500±50
AK4220	1800±50
AK4223	3000±100
AK4225	5000±150
AK4227	7000±200

NOTE:
 1. NO LOGO ON THE S.R.
 2. WIRE MARKING WITH ACT LOGO PRINTING
 3. PE BAG WITH BARCODE LABEL
 4. SAWTOOTH JACKET, OD=6.7mm

UNIT: mm

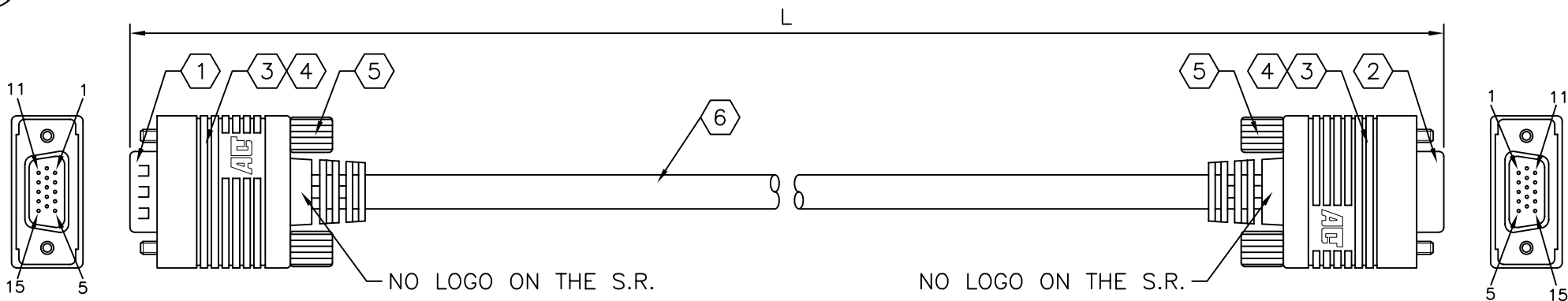
ITEM	DESCRIPTION	QTY.	UNIT
1	HD15 MALE CONNECTOR	1	PCS.
2	HD15 FEMALE CONNECTOR	1	PCS.
3	PAT. NO.:US 6,287,148 B1 RF-BLOK™ SHIELDING METAL CAN	2	PCS.
* 4	BLACK MOLDED PVC HOOD W/ACT LOGO	2	PCS.
5	BLACK #4/40 THUMBSCREW	4	PCS.
* 6	UL20276 (28AWG COAX+SPIRAL)x3C+(28AWG WIRE)x6C +AL/MYLAR+85% BRAID OVERALL; BLACK PVC "SAWTOOTH" JACKET, OD=ø6.7mm	SEE	DWG.

REVISED DETAILS		DATE	REVISED BY	Part Number:	Revision:	
REV.	DESCRIPTION			SEE TABLE	B	
A	CHANGE WIRE MARKING	AUG.03.09	STANLEY	RFQ number:	Drawing#: 98072201	
B	CHANGE WIRE MARKING & DELETE FERRITE CORE	2011.08.12	Z.Q.KANG	Drawn by: STANLEY	Scale: None	
				Checked by:	Date: 07/22/2009	
				SALES:	LILIAN	

ALL MATERIAL ARE RoHS AND CALIFORNIA PROP.65 COMPLIANT

CUSTOMER'S APPROVAL: _____ DATE: _____


FIRST ARTICLE SAMPLE REQUIRED: YES, NO.



NO LOGO ON THE S.R.

NO LOGO ON THE S.R.

WIRE MARKING:
 ACT High Performance VGA Cable
 LEADFREE RoHS Compliant



P/N	L±(mm)
AK4229	10000±250
AK4231	15000±250
AK4233	20000±250
AK4235	25000±250
AK4237	30000±250

NOTE:
 1. NO LOGO ON THE S.R.
 2. WIRE MARKING WITH ACT LOGO PRINTING
 3. PE BAG WITH BARCODE LABEL
 4. SAWTOOTH JACKET, OD=6.7mm

UNIT: mm

PINOUT CONFIGURATION

HD15 MALE		HD15 FEMALE
1	RED CEN.	1
2	GRN CEN.	2
3	BLUE CEN.	3
6	RED GND.	6
7	GRN GND.	7
8	BLUE GND.	8
5	WHITE	5
4,10,11		4,10,11
9	ORANGE	9
12	GREEN	12
13	BROWN	13
14	BLACK	14
15	YELLOW	15
SHELL	BRAID	SHELL

ITEM	DESCRIPTION	QTY.	UNIT
1	HD15 MALE CONNECTOR	1	PCS.
2	HD15 FEMALE CONNECTOR	1	PCS.
3	PAT. NO.:US 6,287,148 B1 RF-BLOK™ SHIELDING METAL CAN	2	PCS.
* 4	BLACK MOLDED PVC HOOD W/ACT LOGO	2	PCS.
5	BLACK #4/40 THUMBSCREW	4	PCS.
* 6	UL20276 (28AWG COAX+AL/MYLAR+65% BRAID)x3C +(28AWG WIRE)x6C+AL/MYLAR+85% BRAID OVERALL; BLACK PVC "SAWTOOTH" JACKET, OD=ø6.7mm	SEE	DWG.

REVISED DETAILS		DATE	REVISED BY	Part Number:	Revision:	
REV.	DESCRIPTION			SEE TABLE	B	
A	CHANGE WIRE MARKING	AUG.03.09	STANLEY	RFQ number:	Drawing#: 98072202	
B	CHANGE WIRE MARKING & DELETE FERRITE CORE	2011.08.12	Z.Q.KANG	Drawn by: STANLEY	Scale: None	
				Checked by:	Date: 07/22/2009	

SALES: LILIAN